

Scaled data based on original data using
LM-79-08 Approved Method: Electrical and Photometric Measurements of Solid-
State Lighting Products

Test Report Prepared for
Cooper Lighting Solutions
(formerly Eaton)

Brand: McGRAW-EDISON

Report Number: P386194

Luminaire Tested: **GWC-SA1D-750-U-SLL-HSS**

Issue Date: 3/3/2020

Test Information

Test Method: LM-79-08
Report Number: P386194
TEST IS SCALED FROM IESNA LM-79-08 TEST DATA (G2-1903-205-27)
Test Lab: INNOVATION CENTER
Issue Date: 3/3/2020
Manufacturer: COOPER LIGHTING SOLUTIONS (FORMERLY EATON)
Product Line: MCGRAW-EDISON
Catalog Number: GWC-SA1D-750-U-SLL-HSS
Description: GALLEON WALL LUMINAIRE
(1) 70 CRI, 5000K, 1200mA LIGHTSQUARE WITH 16 LEDS AND SPILL LIGHT
ELIMINATOR LEFT OPTICS WITH HOUSE SIDE SHIELD
Light Source: -
Ballast/Driver: ELECTRONIC DRIVER

Summary

Lumens per Lamp: N/A
Luminaire Lumens: 6143 lumens
Efficiency: N/A
Efficacy: 91.7 lumens/watt
Luminous Opening: Rectangular (W 0.5' x L: 0.5' x H: 0')
IES Classification: Type III - Medium
BUG Rating: B1 - U0 - G2

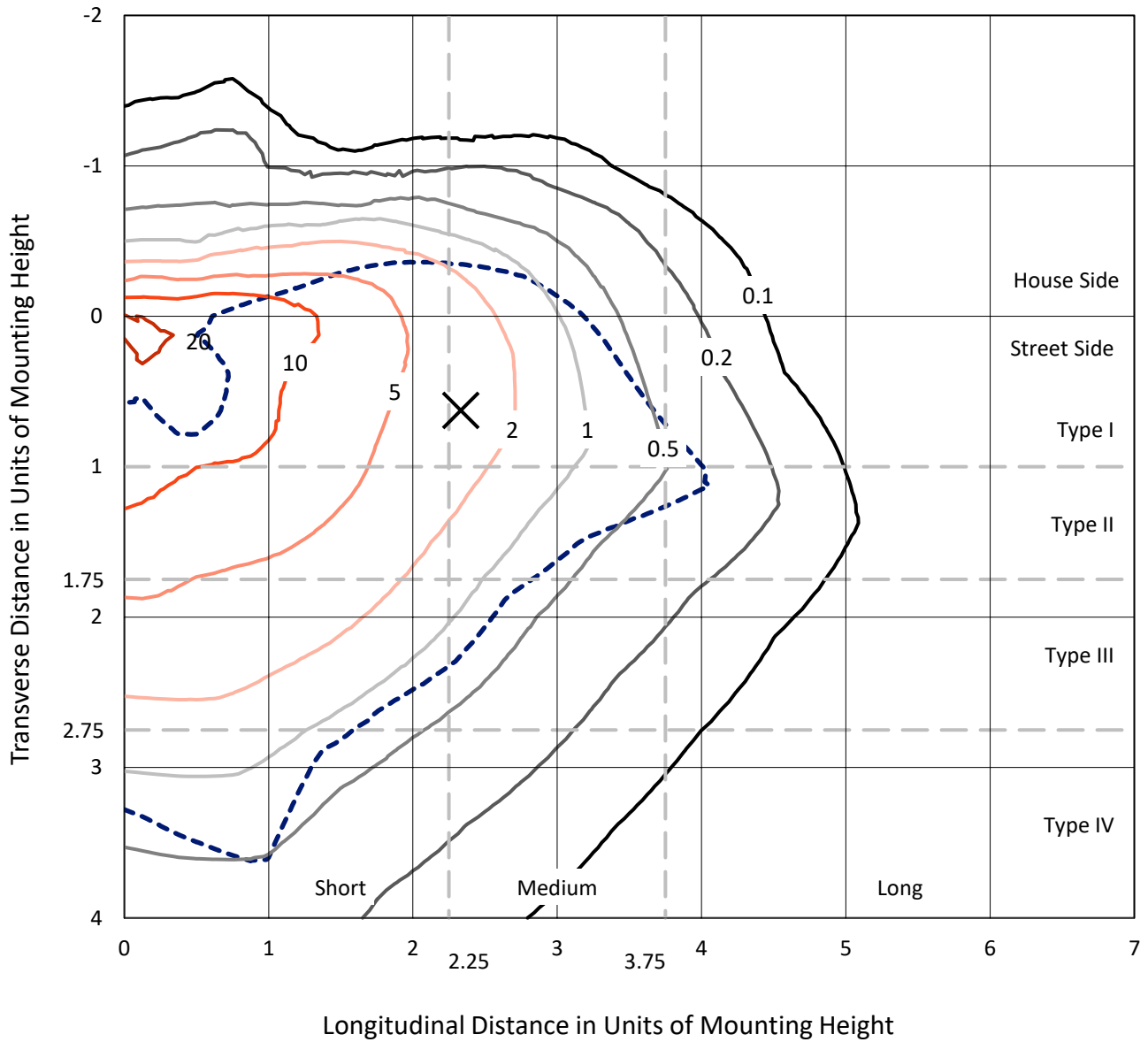
Input Watts (W): 67
Input Voltage (V): NR
Input Current (Ain): NR
Voltage Rise (V): NR
Power Factor: NR
Total Harmonic Distortion (THDi): NR
Frequency (hertz): 60
Stabilization Time: NR
Operation Time: NR
Ambient Temperature (°C): NR
Test Distance: 24 FT



REPORT NUMBER: P386194
 CATALOG NUMBER: GWC-SA1D-750-U-SLL-HSS

Iso-Footcandle Lines of Horizontal Illumination

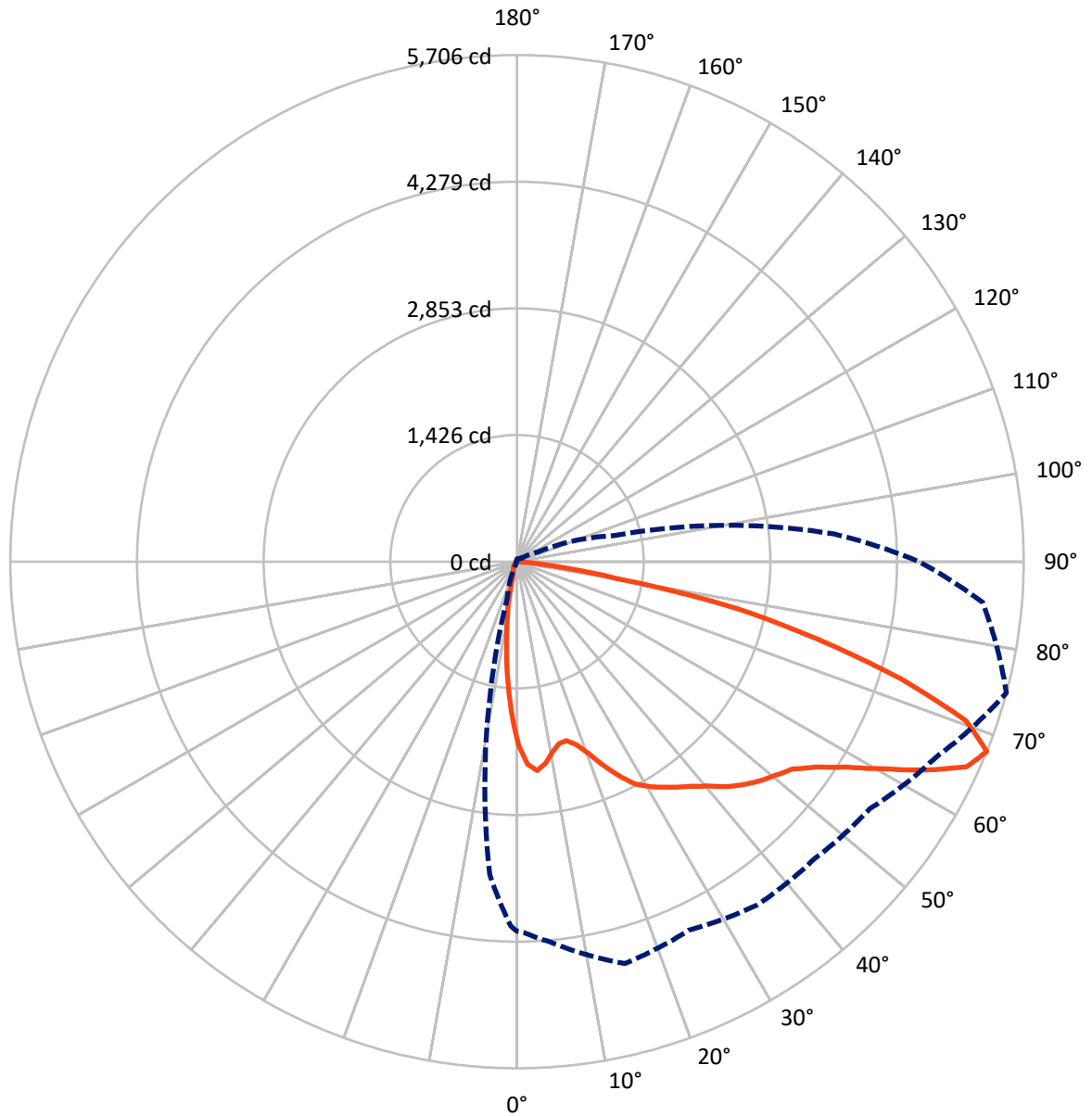
✕ Max cd
 - - - 1/2 Max cd



Based on 10 foot mounting height. Maximum calculated value = 26.7 fc
 Type III - Medium - N/A

REPORT NUMBER: P386194
CATALOG NUMBER: GWC-SA1D-750-U-SLL-HSS

Luminous Intensity Polar Plot



— Vertical Plane Through 75-Deg Lateral - - - Horizontal Cone Through 67.5-Deg Vertical

REPORT NUMBER: P386194

CATALOG NUMBER: GWC-SA1D-750-U-SLL-HSS

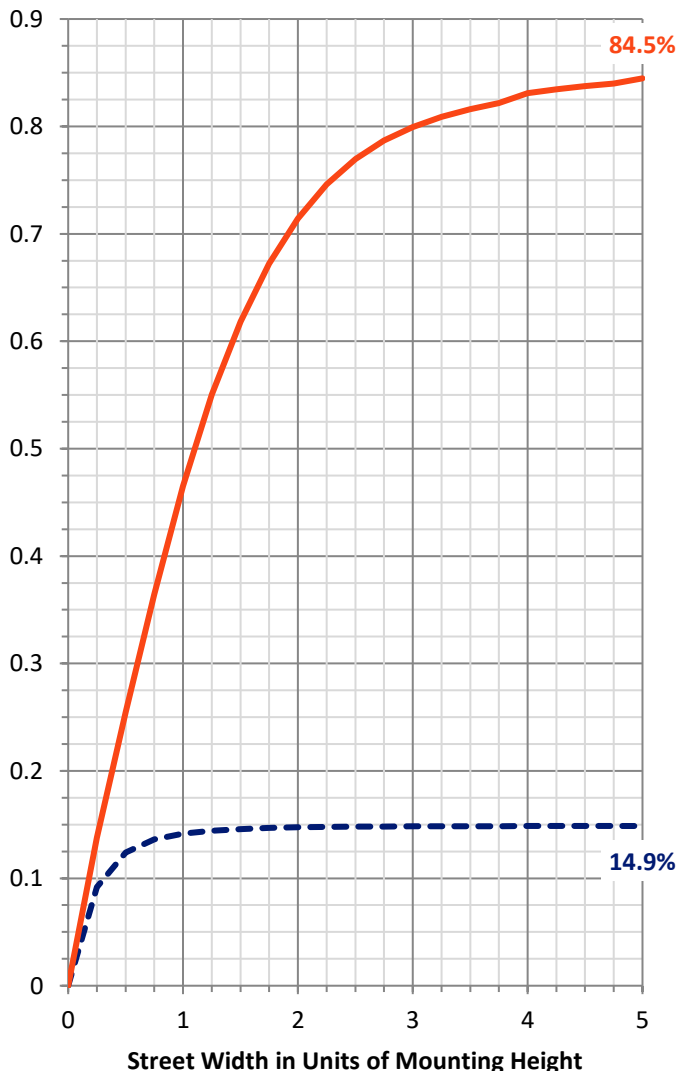
FLUX DISTRIBUTION:

		Downward	Upward	Total
House Side	Lumens	921.8	0.0	921.8
	% Fixture	15.0	0.0	15.0
Street Side	Lumens	5221.2	0.0	5221.2
	% Fixture	85.0	0.0	85.0
Total	Lumens	6143.0	0.0	6143.0
	% Fixture	100.0	0.0	100.0

ZONAL LUMENS:

Zone	Lumens	% Fixture
0°-10°	156.3	2.5
10°-20°	307.8	5.0
20°-30°	435.5	7.1
30°-40°	640.2	10.4
40°-50°	920.3	15.0
50°-60°	1295.5	21.1
60°-70°	1513.0	24.6
70°-80°	771.9	12.6
80°-90°	102.5	1.7
90°-100°	0.0	0.0
100°-110°	0.0	0.0
110°-120°	0.0	0.0
120°-130°	0.0	0.0
130°-140°	0.0	0.0
140°-150°	0.0	0.0
150°-160°	0.0	0.0
160°-170°	0.0	0.0
170°-180°	0.0	0.0
0°-90°	6143.0	100.0
0°-180°	6143.0	100.0

Coefficient of Utilization



REPORT NUMBER: P386194

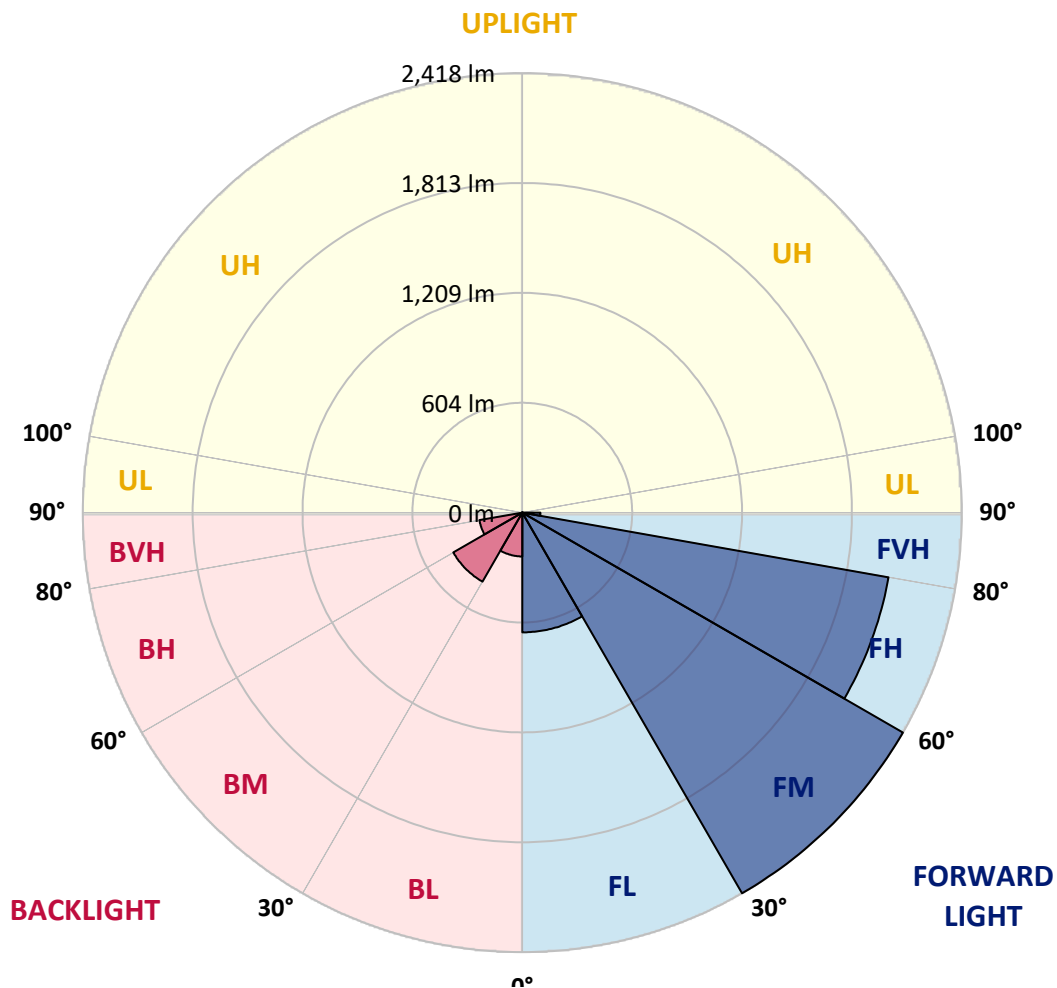
CATALOG NUMBER: GWC-SA1D-750-U-SLL-HSS

LUMINAIRE CLASSIFICATION SYSTEM LUMEN TABLE AND BUG RATING:

Zone	Lumens	% Fixture	Zone Rating/Lumen Limit		
			B	U	G
FL (0°-30°)	658.5	10.7			
FM (30°-60°)	2417.8	39.4			
FH (60°-80°)	2045.4	33.3			G2/5000
FVH (80°-90°)	99.4	1.6			G1/100
BL (0°-30°)	241.1	3.9	B1/500		
BM (30°-60°)	438.2	7.1	B1/1000		
BH (60°-80°)	239.4	3.9	B1/500		G1/500
BVH (80°-90°)	3.1	0.1			G0/10
UL (90°-100°)	0.0	0.0		U0/0	
UH (100°-180°)	0.0	0.0		U0/0	

BUG Rating: B1-U0-G2

Type III Medium





REPORT NUMBER: P386194

CATALOG NUMBER: GWC-SA1D-750-U-SLL-HSS

CANDELA DISTRIBUTION (FULL):

	0°	1°	5°	15°	25°	35°	45°	55°	65°	75°	85°
0°	2060.9	2060.9	2060.9	2060.9	2060.9	2060.9	2060.9	2060.9	2060.9	2060.9	2060.9
2.5°	2234.0	2237.5	2255.6	2297.5	2343.1	2346.6	2377.5	2345.8	2335.0	2283.8	2230.8
5°	2250.9	2264.3	2326.3	2449.4	2556.2	2590.5	2614.9	2552.7	2487.2	2362.1	2228.5
7.5°	2115.0	2137.4	2234.9	2465.9	2656.8	2741.2	2757.2	2659.8	2499.4	2293.4	2092.6
10°	1941.0	1966.6	2084.2	2368.2	2630.4	2775.0	2797.1	2669.4	2438.9	2182.2	1945.6
12.5°	1800.1	1830.1	1950.3	2258.2	2539.3	2699.3	2743.0	2637.1	2386.5	2103.4	1845.2
15°	1735.2	1769.6	1895.9	2187.2	2438.3	2564.3	2600.4	2554.7	2357.4	2090.8	1822.0
17.5°	1772.5	1809.7	1940.1	2193.3	2343.4	2397.3	2426.4	2445.0	2357.4	2166.2	1890.1
20°	1925.3	1965.4	2103.4	2255.3	2264.9	2244.8	2275.9	2341.4	2384.8	2309.4	2053.6
22.5°	2136.5	2183.7	2339.4	2361.5	2226.5	2150.5	2154.6	2257.3	2434.5	2491.0	2280.6
25°	2394.1	2451.7	2610.0	2519.8	2242.5	2094.3	2092.9	2188.0	2483.1	2672.8	2533.5
27.5°	2649.9	2713.3	2852.4	2713.0	2308.5	2084.2	2081.2	2167.1	2530.5	2834.6	2809.6
30°	2864.3	2926.0	3045.9	2853.0	2379.8	2108.0	2094.0	2189.5	2558.8	2939.7	3011.0
32.5°	3038.9	3088.4	3185.3	2949.3	2456.1	2154.3	2124.0	2249.4	2606.8	3028.5	3196.1
35°	3231.0	3283.1	3321.8	3041.0	2541.6	2220.9	2177.6	2344.6	2680.7	3118.7	3398.9
37.5°	3450.1	3501.9	3497.3	3124.8	2650.1	2331.2	2303.6	2495.3	2795.6	3208.0	3625.3
40°	3664.6	3717.5	3679.7	3216.4	2777.6	2513.1	2492.7	2721.7	2949.6	3322.4	3890.7
42.5°	3865.4	3922.7	3841.8	3303.2	2929.5	2742.4	2777.3	3013.3	3142.2	3463.2	4119.4
45°	4027.2	4085.7	3977.7	3387.5	3089.6	3020.6	3125.6	3336.3	3373.9	3582.2	4273.9
47.5°	4144.7	4200.0	4072.0	3471.9	3294.4	3360.8	3543.8	3675.1	3583.1	3685.5	4383.6
50°	4219.8	4262.9	4099.6	3577.6	3563.3	3757.7	3979.4	4043.5	3780.1	3778.7	4516.9
52.5°	4267.5	4287.0	4120.0	3687.9	3843.8	4189.8	4406.1	4426.1	3982.9	3881.1	4696.5
55°	4432.0	4447.7	4264.3	3821.4	4075.8	4568.4	4791.9	4773.3	4212.5	4081.6	4908.3
57.5°	4712.5	4729.1	4562.6	4013.5	4263.5	4802.4	5071.6	5105.0	4481.7	4363.3	5135.3
60°	4853.3	4884.2	4824.8	4256.8	4445.3	4952.0	5262.2	5369.0	4818.1	4734.6	5355.3
62.5°	4725.6	4770.4	4856.5	4526.5	4626.0	5034.3	5321.5	5463.6	5162.7	5167.3	5490.9
65°	4470.7	4506.4	4652.5	4674.4	4730.8	5024.1	5174.9	5331.4	5373.6	5564.8	5483.6
67.5°	4162.8	4176.2	4300.1	4686.0	4578.9	4718.0	4734.3	4850.1	5206.9	5705.7	5263.3
70°	3719.6	3726.9	3835.1	4296.3	3934.9	3965.5	3941.3	3964.9	4476.5	5362.6	4707.2
72.5°	2993.5	3011.9	3165.8	3568.0	2866.7	2778.5	2968.2	2957.7	3447.5	4530.6	3496.1
75°	2204.0	2235.8	2468.3	2873.9	2012.0	1819.9	1958.4	1995.4	2450.8	3504.5	2186.3
77.5°	1543.2	1566.8	1792.0	2112.7	1456.2	1301.4	1251.3	1295.2	1617.7	2535.2	1101.4
80°	889.0	897.7	1041.5	1219.9	981.3	1122.7	1017.0	1047.3	969.3	1127.9	473.8
82.5°	581.7	583.2	639.3	726.0	611.1	710.0	525.5	671.9	596.3	453.1	154.2
85°	314.3	316.0	370.7	515.4	346.0	195.6	114.9	236.0	368.7	103.9	42.2
87.5°	34.6	31.7	111.7	187.4	96.0	17.8	6.1	26.5	59.1	6.7	0.0
90°	0.0	0.0	0.0	0.0	0.0	0.0	0.0	0.0	0.0	0.0	0.0



REPORT NUMBER: P386194
 CATALOG NUMBER: GWC-SA1D-750-U-SLL-HSS

CANDELA DISTRIBUTION (continued):

	90°	95°	105°	115°	125°	135°	145°	155°	165°	175°	180°
0°	2060.9	2060.9	2060.9	2060.9	2060.9	2060.9	2060.9	2060.9	2060.9	2060.9	2060.9
2.5°	2203.8	2179.6	2119.4	2055.6	2004.4	1956.4	1908.1	1849.0	1803.3	1794.0	1778.9
5°	2156.6	2080.1	1953.8	1826.9	1724.8	1595.9	1514.1	1450.4	1388.1	1384.3	1371.8
7.5°	1991.9	1891.2	1713.4	1537.9	1394.2	1271.4	1147.4	1064.5	999.3	976.3	962.6
10°	1833.6	1720.4	1498.4	1298.2	1169.8	1061.3	974.0	887.3	808.7	754.6	730.1
12.5°	1723.0	1597.9	1353.2	1180.6	1088.6	985.6	879.1	770.9	680.4	615.2	575.3
15°	1680.2	1546.7	1304.6	1134.0	1020.5	890.2	754.0	630.3	529.9	470.8	435.0
17.5°	1731.2	1575.8	1300.8	1077.3	918.7	756.6	606.2	460.1	365.5	320.7	297.7
20°	1860.4	1668.3	1299.3	1007.7	797.6	598.3	410.6	302.6	245.3	220.3	209.5
22.5°	2043.1	1786.5	1311.0	939.1	671.6	427.5	283.4	222.3	192.9	179.5	173.4
25°	2278.2	1952.3	1343.8	876.8	553.2	318.9	220.9	186.2	165.6	155.1	150.7
27.5°	2528.8	2143.2	1395.1	822.7	456.9	254.3	189.2	159.5	144.6	137.4	133.3
30°	2735.4	2364.4	1446.9	762.4	387.0	221.7	173.1	145.5	128.3	123.7	119.9
32.5°	2916.1	2531.7	1483.5	708.0	341.3	197.0	156.6	130.1	118.4	109.4	105.3
35°	3103.2	2671.1	1482.4	669.9	309.9	178.4	142.6	116.4	102.4	92.0	88.8
37.5°	3305.8	2828.5	1457.0	637.3	296.2	163.5	134.7	109.1	95.2	84.7	80.6
40°	3542.9	2993.8	1431.1	606.7	292.5	151.6	129.2	103.3	88.5	78.3	74.2
42.5°	3774.0	3142.8	1408.4	584.0	276.2	151.3	124.3	98.9	83.2	73.3	68.7
45°	3958.8	3281.6	1404.1	570.4	259.0	156.6	121.6	96.0	79.2	69.3	64.9
47.5°	4112.4	3432.4	1432.0	560.8	242.7	142.9	128.0	94.0	75.4	65.8	60.8
50°	4295.2	3617.4	1497.8	545.0	225.5	128.6	146.7	94.6	72.2	62.3	57.0
52.5°	4550.1	3873.5	1594.4	518.6	202.0	115.5	144.3	95.2	68.7	58.5	53.3
55°	4835.9	4193.3	1698.3	474.6	169.1	98.4	123.7	91.1	62.0	54.4	49.5
57.5°	5136.2	4483.5	1760.0	422.2	134.4	85.0	98.9	82.9	54.7	48.9	45.7
60°	5183.3	4593.7	1731.7	357.9	106.8	73.9	73.3	84.4	48.9	43.1	40.7
62.5°	5066.0	4455.2	1595.3	300.6	89.3	64.9	60.2	73.6	44.2	38.4	36.1
65°	4840.5	4080.7	1374.1	270.9	82.9	55.6	50.1	51.8	38.7	33.5	31.4
67.5°	4526.8	3580.8	1128.2	254.0	82.1	47.7	42.8	39.3	33.5	29.1	27.4
70°	3885.4	2983.1	900.1	244.7	79.7	40.2	36.1	32.0	27.9	24.7	23.3
72.5°	2859.7	2113.8	700.1	234.5	80.3	32.0	31.4	26.5	22.4	19.2	18.6
75°	1652.3	1207.7	459.2	190.0	76.5	24.7	26.2	18.6	15.7	13.4	13.4
77.5°	880.6	736.5	174.9	79.2	27.9	15.7	14.8	11.1	9.9	8.1	7.9
80°	383.8	324.2	52.7	22.1	15.4	8.4	5.5	4.9	4.4	3.5	3.2
82.5°	135.9	117.3	17.2	10.8	6.7	0.0	0.0	0.0	0.0	0.0	0.0
85°	30.8	22.1	0.0	2.6	0.0	0.0	0.0	0.0	0.0	0.0	0.0
87.5°	0.0	0.0	0.0	0.0	0.0	0.0	0.0	0.0	0.0	0.0	0.0
90°	0.0	0.0	0.0	0.0	0.0	0.0	0.0	0.0	0.0	0.0	0.0



REPORT NUMBER: P386194
 CATALOG NUMBER: GWC-SA1D-750-U-SLL-HSS

CANDELA DISTRIBUTION (continued):

	185°	195°	205°	215°	225°	235°	245°	255°	265°	270°	275°
0°	2060.9	2060.9	2060.9	2060.9	2060.9	2060.9	2060.9	2060.9	2060.9	2060.9	2060.9
2.5°	1748.0	1741.6	1703.8	1705.3	1712.0	1721.6	1698.9	1709.3	1737.6	1764.6	1774.8
5°	1351.7	1353.2	1330.2	1344.4	1357.2	1366.0	1329.3	1329.9	1352.3	1382.8	1398.8
7.5°	952.4	950.1	951.3	985.3	1009.5	992.0	1005.7	958.3	961.2	983.0	966.7
10°	708.0	676.0	658.0	683.6	710.0	700.4	676.9	661.4	672.2	696.4	694.6
12.5°	556.4	510.4	483.4	465.0	486.8	468.8	468.2	454.8	440.3	442.9	481.6
15°	418.5	385.0	353.0	323.6	323.0	316.9	285.8	250.8	247.9	249.7	269.8
17.5°	287.8	276.5	263.4	238.0	231.3	205.7	175.5	161.5	154.5	157.7	164.4
20°	202.2	197.9	199.3	185.7	176.1	151.6	133.9	128.3	127.2	130.4	133.6
22.5°	167.6	159.8	158.9	152.8	143.2	125.4	115.8	112.6	111.2	114.1	116.4
25°	146.7	138.8	135.6	131.8	121.6	109.4	103.6	100.7	99.2	101.0	102.4
27.5°	129.2	121.9	119.0	116.4	106.5	97.8	93.1	90.5	89.3	89.9	91.4
30°	116.1	109.7	105.9	102.7	94.3	88.2	84.1	81.5	80.3	80.3	81.8
32.5°	102.4	98.9	95.4	91.4	83.5	79.4	75.4	72.5	71.3	71.6	72.8
35°	85.3	84.1	85.0	81.2	74.5	71.0	66.9	63.7	62.9	63.1	64.3
37.5°	75.7	70.4	73.6	71.6	67.8	63.1	57.9	55.0	53.5	54.4	55.0
40°	69.5	63.1	60.8	62.9	62.3	54.7	50.1	47.1	46.0	46.3	46.9
42.5°	64.3	56.7	51.5	51.2	54.7	47.7	42.8	40.2	38.7	38.7	39.3
45°	59.4	51.2	44.8	39.9	46.0	40.4	35.8	33.5	31.7	31.7	32.0
47.5°	55.6	46.6	39.0	32.6	34.6	33.2	29.4	27.1	25.3	25.3	25.6
50°	52.1	41.9	33.8	27.4	25.9	27.4	23.9	21.2	20.1	19.8	20.4
52.5°	48.3	37.2	28.8	23.3	20.4	20.7	18.6	16.9	15.4	15.4	16.0
55°	44.5	33.5	25.0	19.8	16.9	15.4	14.8	13.7	12.5	12.5	13.1
57.5°	40.7	29.4	21.2	16.3	13.4	12.2	12.2	11.3	10.5	10.5	11.1
60°	37.2	25.3	17.5	13.4	10.5	10.2	10.5	9.6	9.0	9.0	9.6
62.5°	33.2	21.5	14.3	11.1	8.4	8.1	9.0	8.4	7.9	7.9	8.4
65°	28.2	18.3	11.3	8.4	6.4	6.4	7.6	7.0	6.4	6.4	7.0
67.5°	23.9	15.4	8.7	6.1	4.7	4.9	6.4	5.8	5.5	5.5	6.1
70°	19.8	11.9	6.1	3.8	2.6	3.8	4.9	4.9	4.9	4.9	5.5
72.5°	14.8	8.1	3.5	1.5	1.2	2.6	4.1	4.7	4.4	4.4	5.2
75°	9.6	4.7	1.2	0.0	0.0	1.5	3.2	3.8	3.8	3.5	4.4
77.5°	5.5	1.5	0.0	0.0	0.0	0.0	2.0	1.7	1.5	1.2	2.0
80°	1.5	0.0	0.0	0.0	0.0	0.0	0.0	0.0	0.0	0.0	0.0
82.5°	0.0	0.0	0.0	0.0	0.0	0.0	0.0	0.0	0.0	0.0	0.0
85°	0.0	0.0	0.0	0.0	0.0	0.0	0.0	0.0	0.0	0.0	0.0
87.5°	0.0	0.0	0.0	0.0	0.0	0.0	0.0	0.0	0.0	0.0	0.0
90°	0.0	0.0	0.0	0.0	0.0	0.0	0.0	0.0	0.0	0.0	0.0



REPORT NUMBER: P386194
 CATALOG NUMBER: GWC-SA1D-750-U-SLL-HSS

CANDELA DISTRIBUTION (continued):

	285°	295°	305°	315°	325°	335°	345°	355°	359°	360°
0°	2060.9	2060.9	2060.9	2060.9	2060.9	2060.9	2060.9	2060.9	2060.9	2060.9
2.5°	1815.8	1850.2	1898.5	1949.7	2028.6	2091.1	2152.5	2205.2	2225.6	2234.0
5°	1437.3	1487.6	1558.3	1649.1	1791.4	1919.4	2049.2	2179.9	2236.6	2250.9
7.5°	1031.3	1095.6	1185.5	1299.3	1466.1	1631.9	1813.2	2005.0	2092.9	2115.0
10°	763.3	841.9	944.9	1064.8	1224.0	1394.5	1592.1	1811.2	1911.6	1941.0
12.5°	541.6	647.8	785.7	931.5	1069.4	1221.6	1421.5	1663.1	1768.4	1800.1
15°	318.1	420.8	584.0	779.3	955.9	1110.2	1313.3	1587.1	1703.2	1735.2
17.5°	182.5	233.7	357.1	574.7	814.5	1028.1	1279.2	1606.0	1742.8	1772.5
20°	139.4	155.7	205.7	370.2	649.2	947.5	1279.2	1713.1	1881.6	1925.3
22.5°	121.9	133.9	154.2	220.9	477.8	861.1	1294.1	1867.9	2088.2	2136.5
25°	108.3	119.0	136.5	166.2	325.9	758.3	1329.3	2058.0	2331.5	2394.1
27.5°	96.9	107.1	122.8	145.5	222.9	634.4	1376.7	2280.9	2599.8	2649.9
30°	86.7	96.3	110.6	126.6	172.0	493.8	1417.2	2491.0	2810.5	2864.3
32.5°	77.1	85.8	98.6	110.6	140.8	365.2	1421.5	2657.4	2985.4	3038.9
35°	68.1	76.0	87.6	96.9	116.7	288.4	1353.7	2801.8	3160.3	3231.0
37.5°	59.4	66.9	77.1	84.1	102.7	235.1	1250.1	2962.7	3384.6	3450.1
40°	51.2	57.9	68.4	73.0	97.2	180.7	1137.5	3131.5	3604.6	3664.6
42.5°	43.7	50.1	60.2	69.3	85.3	135.0	1015.9	3289.8	3802.5	3865.4
45°	36.4	43.1	53.3	73.3	70.7	101.0	885.8	3394.8	3958.8	4027.2
47.5°	29.4	37.0	50.9	69.8	56.5	74.2	782.8	3494.3	4077.2	4144.7
50°	23.6	31.1	57.3	62.3	46.3	56.7	739.7	3583.4	4154.9	4219.8
52.5°	19.2	26.2	54.1	47.7	38.7	46.9	763.0	3727.7	4226.8	4267.5
55°	16.0	20.7	32.6	33.2	32.9	39.9	791.8	3934.9	4412.7	4432.0
57.5°	14.0	16.6	22.7	25.6	27.6	35.5	792.4	4232.3	4700.5	4712.5
60°	11.9	14.6	18.9	20.7	23.9	31.7	763.6	4336.2	4813.7	4853.3
62.5°	10.5	12.8	15.7	17.2	20.1	28.5	696.1	4185.8	4658.3	4725.6
65°	9.3	11.6	13.1	14.6	17.8	25.6	584.9	3884.9	4400.5	4470.7
67.5°	8.1	10.2	11.6	13.1	16.0	22.7	430.7	3535.4	4104.6	4162.8
70°	7.3	9.0	10.5	11.6	14.0	19.2	261.3	2999.9	3695.4	3719.6
72.5°	7.0	8.1	9.6	10.5	12.2	16.9	132.4	2204.6	2954.2	2993.5
75°	6.1	7.3	8.7	9.3	10.8	14.6	53.8	1448.0	2140.9	2204.0
77.5°	4.9	6.7	7.9	8.4	9.3	11.9	27.4	925.4	1502.4	1543.2
80°	1.7	4.9	6.7	7.0	7.9	8.7	18.0	506.6	871.5	889.0
82.5°	0.0	3.2	5.2	4.9	5.5	6.7	11.6	240.9	575.3	581.7
85°	0.0	1.5	4.1	3.2	2.3	4.7	4.1	52.7	301.8	314.3
87.5°	0.0	0.0	0.3	1.5	1.2	1.7	0.6	0.3	27.4	34.6
90°	0.0	0.0	0.0	0.0	0.0	0.0	0.0	0.0	0.0	0.0

Signify Classified - Internal
Cooper Lighting Solutions Photometric Lab
1121 Highway 74 South
Peachtree City, GA 30269

Scaled Data Report



Report Generated By 670245982

Signify Classified - Internal
Cooper Lighting Solutions Photometric Lab
1121 Highway 74 South
Peachtree City, GA 30269

Scaled Data Report



Signify Classified - Internal
Cooper Lighting Solutions Photometric Lab
1121 Highway 74 South
Peachtree City, GA 30269

Scaled Data Report



Signify Classified - Internal
Cooper Lighting Solutions Photometric Lab
1121 Highway 74 South
Peachtree City, GA 30269

Scaled Data Report





--- HS — SS

Signify Classified - Internal
Cooper Lighting Solutions Photometric Lab
1121 Highway 74 South
Peachtree City, GA 30269

Scaled Data Report



u

Signify Classified - Internal
Cooper Lighting Solutions Photometric Lab
1121 Highway 74 South
Peachtree City, GA 30269

Scaled Data Report



Signify Classified - Internal
Cooper Lighting Solutions Photometric Lab
1121 Highway 74 South
Peachtree City, GA 30269

Scaled Data Report



Signify Classified - Internal
Cooper Lighting Solutions Photometric Lab
1121 Highway 74 South
Peachtree City, GA 30269

Scaled Data Report



Signify Classified - Internal
Cooper Lighting Solutions Photometric Lab
1121 Highway 74 South
Peachtree City, GA 30269

Scaled Data Report



(END OF REPORT)